




McEwan Fraser Legal

Solicitors & Estate Agents

0131 524 9797

33 Southfield Farm Grove

DUDDINGSTON, EDINBURGH, EH15 1SR



DUDDINGSTON

EDINBURGH, EH15 1SR

Duddingston is a popular residential area of Edinburgh which has a good range of local shops and services and is convenient for easy access to the Walmart Asda at the Jewel, as well as Fort Kinnaird Retail Park which has a multitude of stores.

There are primary and secondary schools locally and the Jewel & Esk Valley College is also easily accessible from here.

Regular bus services operate from this area too and from the city centre and many other parts of the city and some surrounding areas giving easy access to the many cultural, educational and recreational venues.

Duddingston is well placed for easy access to the city bypass and thereon to the A1, the Scottish motorway network and Edinburgh International Airport.





33 SOUTHFIELD FARM GROVE

EDINBURGH, EH15 1SR

An excellent opportunity has arisen to acquire this spacious two bedroom semi-detached house, making for an ideal family home while being located within the popular Duddingston area of Edinburgh. Viewing of this property is highly recommended.


Internally this accommodation is in good decorative order, while briefly consisting of;

Ground Floor: entrance vestibule, a bright and spacious lounge/diner with access to the rear garden through sliding patio doors as well as an access hatch to the fully fitted, partially tiled kitchen which benefits from an integrated five-ring gas hob/oven, extractor hood, larder, under-stair storage cupboard and further access to the rear garden.

First Floor: landing with a linen cupboard, two spacious double bedrooms, one of which has an over-stair storage cupboard while both have double built-in wardrobes and a three-piece, fully tiled family bathroom, fitted approximately 2015, with an overhead shower and vanity unit.

Attic: accessed via the landing, providing more than adequate additional storage space.

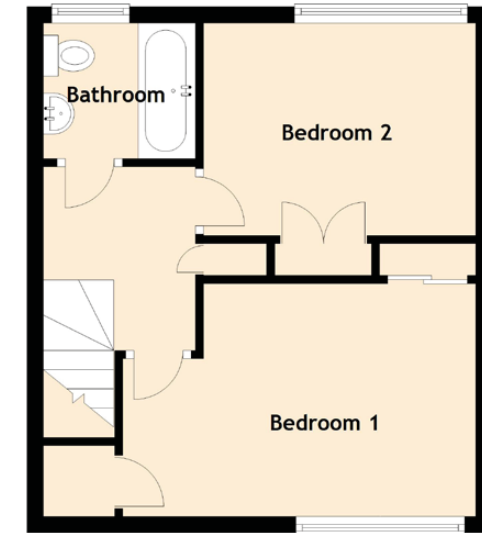
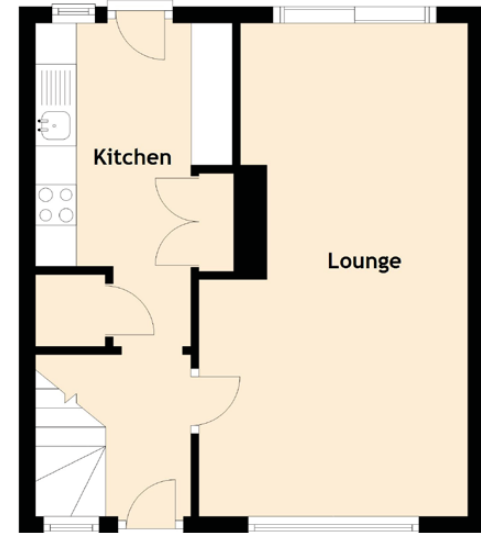
This property also benefits from; gas central heating, upgraded approximately 2015, full double glazing, private garden grounds to the front, side and rear of the property, including a decked area to the rear with access to the single driveway, offering the opportunity of building a single detached garage, while there is more than adequate on-street parking to accommodate for visitors.





SPECIFICATIONS

FLOOR PLAN, DIMENSIONS & MAP



Approximate Dimensions
(Taken from the widest point)

Lounge	6.04m (19'10") x 3.29m (10'10")
Kitchen	1.90m (6'3") x 1.74m (5'9")
Bedroom 1	4.32m (14'2") x 2.85m (9'4")
Bedroom 2	3.28m (10'9") x 2.60m (8'6")
Bathroom	1.86m (6'1") x 1.66m (5'5")

Gross internal floor area (m²): 65m²

EPC Rating: D

Extras (Included in the sale): Garden shed, summer house and all fixtures and fittings, including; blinds, curtains, light fittings, carpets and fitted floor coverings. Please note, other items may be available through separate negotiation.

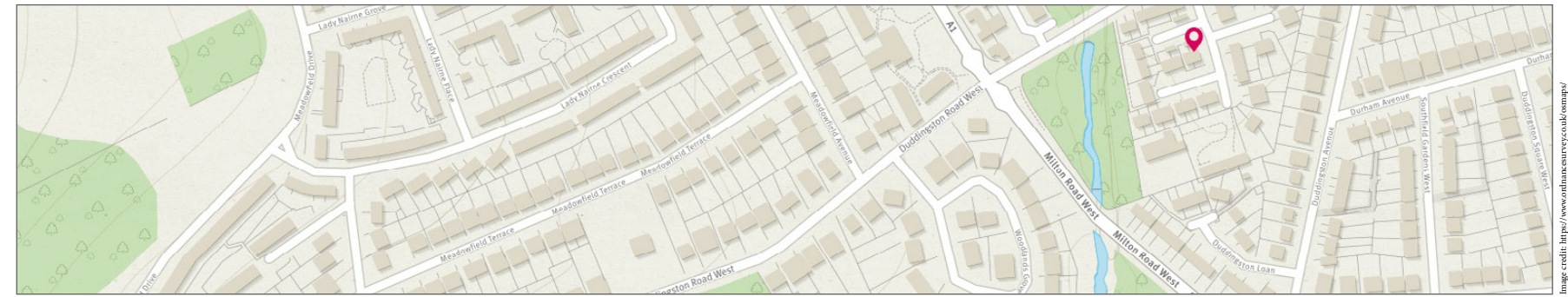


Image credit: <https://www.dunelm.com/property>



McEwan Fraser Legal

Solicitors & Estate Agents

Tel. 0131 524 9797

www.mcewanfraserlegal.co.uk

info@mcewanfraserlegal.co.uk

Part
Exchange
Available

Disclaimer : The copyright for all photographs, floorplans, graphics, written copy and images belongs to McEwan Fraser Legal and use by others or transfer to third parties is forbidden without our express consent in writing. Prospective purchasers are advised to have their interest noted through their solicitor as soon as possible in order that they may be informed in the event of an early closing date being set for the receipt of offers. These particulars do not form part of any offer and all statements and photographs contained herein are for illustrative purposes and are not guaranteed or warranted. Buyers must satisfy themselves for the accuracy and authenticity of the brochure and should always visit the property to satisfy themselves of the property's suitability and obtain in writing via their solicitor what's included with the property including any land. The dimensions provided may include, or exclude, recesses intrusions and fitted furniture. Any measurements provided are for guide purposes only and have been taken by electronic device at the widest point. Any reference to alterations to, or use of, any part of the property does not mean that any necessary planning, building regulations or other consent has been obtained. A buyer must find out by inspection or in other ways that all information is correct. None of the appliances/services stated or shown in this brochure have been tested by ourselves and none are warranted by our seller or MFL.



Text and description
SEAN NICOL
Surveyor



Layout graphics and design
ALLY CLARK
Designer